




A dark blue silhouette of the state of California is positioned on the left side of the image, extending from the top left towards the bottom center. The background is a solid, medium blue color.

CALIFORNIA **DOMINATES**



#1

MANUFACTURING

AGRICULTURE

INNOVATION

IPOs & VENTURE CAPITAL

JOB CREATION

2019

CALIFORNIA'S
ECONOMIC GROWTH

\$3.07
TRILLION

TODAY

CALIFORNIA'S
ECONOMIC GROWTH

\$4.25
TRILLION



38.4% GROWTH

2019

49

**FORTUNE 500
COMPANIES**

RANKED #2

TODAY

58

**FORTUNE 500
COMPANIES**


RANKED #1



FORTUNE

California beats out Texas and New York for the most Fortune 500 companies

June 4, 2024 at 7:00 AM EDT



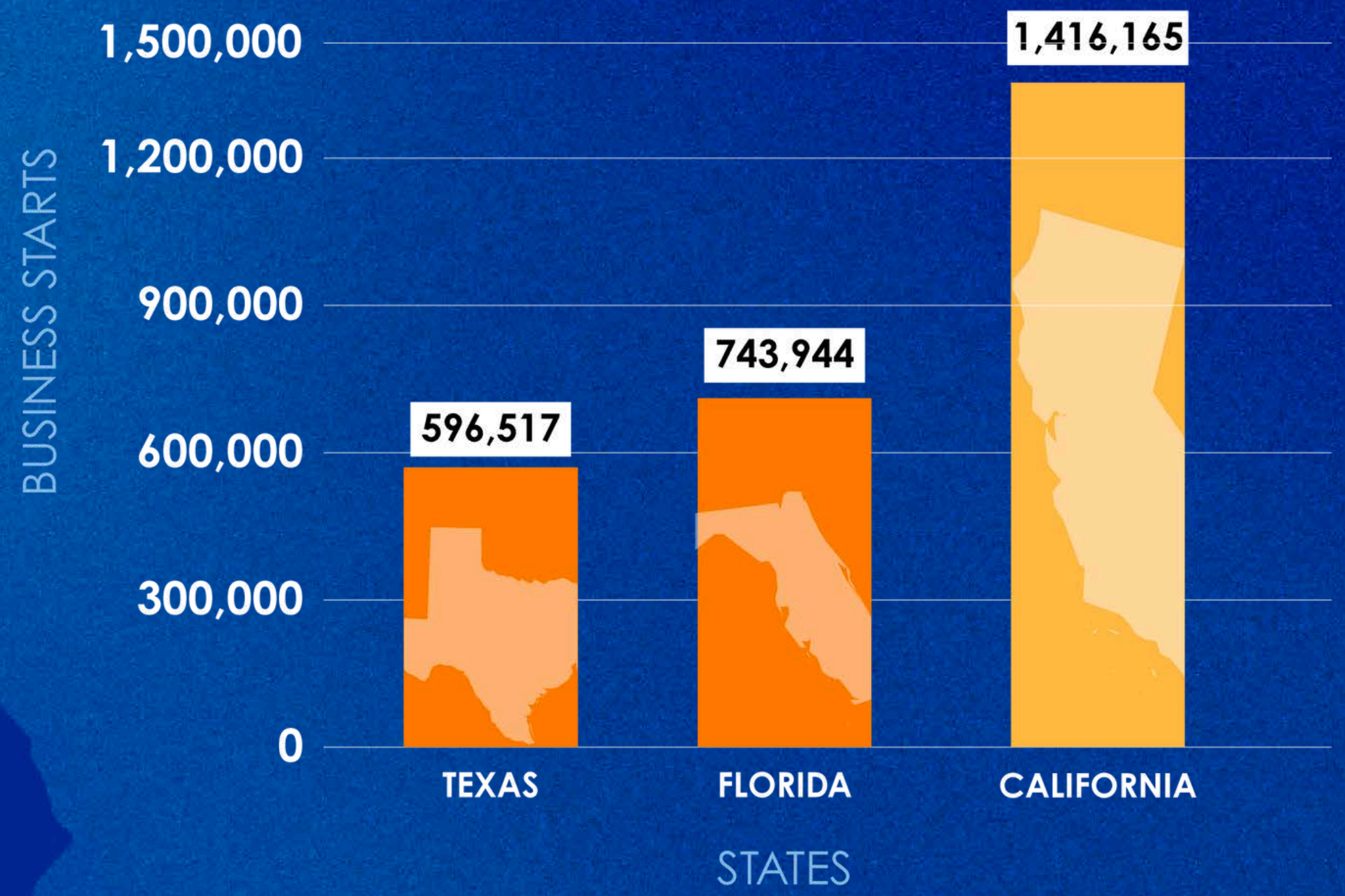


**CALIFORNIA'S
ECONOMIC
GROWTH**

2/3
**OF AMERICAN
VENTURE CAPITAL**

#1

BUSINESS STARTS



Source: U.S. Bureau of Labor Statistics, Jan. 2019 – September 2025

A dark blue silhouette of the state of California is positioned on the left side of the image, extending from the top left towards the bottom center. The rest of the background is a solid, medium blue color.

CALIFORNIA

**A GLOBAL ECONOMIC
POWERHOUSE**

CALIFORNIA'S ECONOMIC GROWTH SINCE 2019

FASTEST-GROWING DEVELOPED ECONOMY



↑ 40%



↑ 32%



↑ 16%



↑ 15.1%

Source: Bloomberg

CALIFORNIA'S ECONOMIC GROWTH SINCE 2019

FASTEST-GROWING DEVELOPED ECONOMY



↑ 40%



↑ 32%



↑ 16%



↑ 15.1%

Source: Bloomberg



CALIFORNIA DERANGEMENT SYNDROME



TRUMP
THREATENS
CALIFORNIA'S
SUCCESS





MAKE AMERICA
GREAT AGAIN

**“I DON'T THINK ABOUT
AMERICANS' FINANCIAL SITUATION.”**

May 12, 2026

**TRUMP DECLARED
THREE WARS**

TRUMP DECLARED:

WAR ON INNOVATION

WAR ON AFFORDABILITY

WAR ON IRAN

TRUMP'S WAR ON INNOVATION

Research Pipeline UNDER ATTACK

-40%
NIH

-57%
NSF

-\$32B
GRANTS

TRUMP'S WAR ON INNOVATION

Immigration Crackdown

- ✗ **Student + H-1B visas slashed**
[hurting innovation economy]
- ✗ **Legal immigration cut nearly in half**
[220k in 2024 → 125k in 2025]
- ✗ **Worker shortages worsening**
[agriculture, construction & healthcare]
- ✗ **Slower economic growth + higher costs**

TRUMP'S WAR ON AFFORDABILITY

Illegal Tariffs



\$18.4 B

**TAX HIKE
ON FAMILIES**



-32%

**BEVERAGE
EXPORTS**



-64%

**FARM EXPORTS
TO CHINA**



46%

**FARM
BANKRUPTCIES**



Reciprocal Tariffs

Country

Tariffs Charged to the U.S.A. Including Currency Manipulation and Trade Barriers

U.S.A. Discounted Reciprocal Tariffs

67%

34%

39%

20%

90%

46%

64%

32%

46%

24%

52%

26%

50%

25%

72%

36%

61%

31%

64%

32%

47%

24%

97%

49%

10%

10%

60%

30%

10%

10%

74%

37%

10%

10%

FORTUNE

A year after Liberation Day, Trump's tariffs have done 'significant damage' to the U.S. economy, says Moody's chief economist

May 6, 2026

TRUMP'S WAR ON AFFORDABILITY

Manufacturing Disaster

-16%
**FACTORY
CONSTRUCTION**

SINCE "LIBERATION DAY"

- ⊗ 189,600 blue collar jobs CUT
- ⊗ 89,000 manufacturing jobs LOST

TRUMP'S WAR ON IRAN

Everyday Costs for Americans Skyrocket



ENERGY

+18%



TRUMP'S WAR ON IRAN

Everyday Costs for Americans Skyrocket



AIRFARE

+21%

ENERGY

+18%



TRUMP'S WAR ON IRAN

Everyday Costs for Americans Skyrocket



GAS
+52%

AIRFARE
+21%

ENERGY
+18%



U.S. GDP Growth

2.8%

2.1%

U.S. Inflation

2.9%

3.8%

U.S. Unemployment

4.0%

4.6%

Source: U.S. Bureau of Labor Statistics



SCOTT BESSENT DONALD TRUMP
DUMB AND DUMBER

FOR DONALD AND SCOTT
EVERYDAY IS A
NO BRAINER.

NEW LINE CINEMA PRESENTS A MOTION PICTURE CORPORATION OF AMERICA PRODUCTION A FAUREL BROTHERS FILM DONALD TRUMP SCOTT BESSENT "TARIFFS AND RETARDS"
WRITTEN BY THE WATTANS DIRECTED BY SCOTT BAIO PRODUCED BY DONALD TRUMP SCOTT BESSENT
CASTING BY SCOTT BROWN COSTUME DESIGNER STEVE COOPER HAIR BY BOB BOONE MAKEUP BY PETER FARRULLY EXECUTIVE PRODUCERS BRADLEY W. COOPER JAGHES JAMES ROBINSON



WWW.DUMBER-MOVIE.COM



SOUNDTRACK AVAILABLE

©1994 NEW LINE PRODUCTIONS, INC. ALL RIGHTS RESERVED



The Washington Post

**States face massive new costs under
Trump budget cuts**

Sep 5, 2025

HR 1 IMPACTS

- ⊗ **Most expensive legislation in U.S. history**
- ⊗ **Raises federal debt**
- ⊗ **1.3 million Californians dropped from Medi-Cal**
- ⊗ **336,000 Californians dropped from CalFresh**

\$1.8 BILLION IN NEW COSTS - HR 1



**\$1.5
BILLION**

**INCREASED
MEDI-CAL COSTS**




**\$288.1
MILLION**


**INCREASED
CALFRESH COSTS**

**CALIFORNIA
2026-27 BUDGET**

May Revise



**A DETAILED PLAN FOR
CUTTING DEFICITS,
NOT CORNERS**



CALIFORNIA 2026-27 BUDGET

 **BALANCED**



OUR STATE BUDGET TODAY

\$349.9 BILLION

TOTAL BUDGET

\$246.6 BILLION

GENERAL FUND



MAY REVISION REVENUES UPGRADED

***\$16.5* BILLION**

MORE THAN PROJECTED

IN JANUARY 2026-27 BUDGET

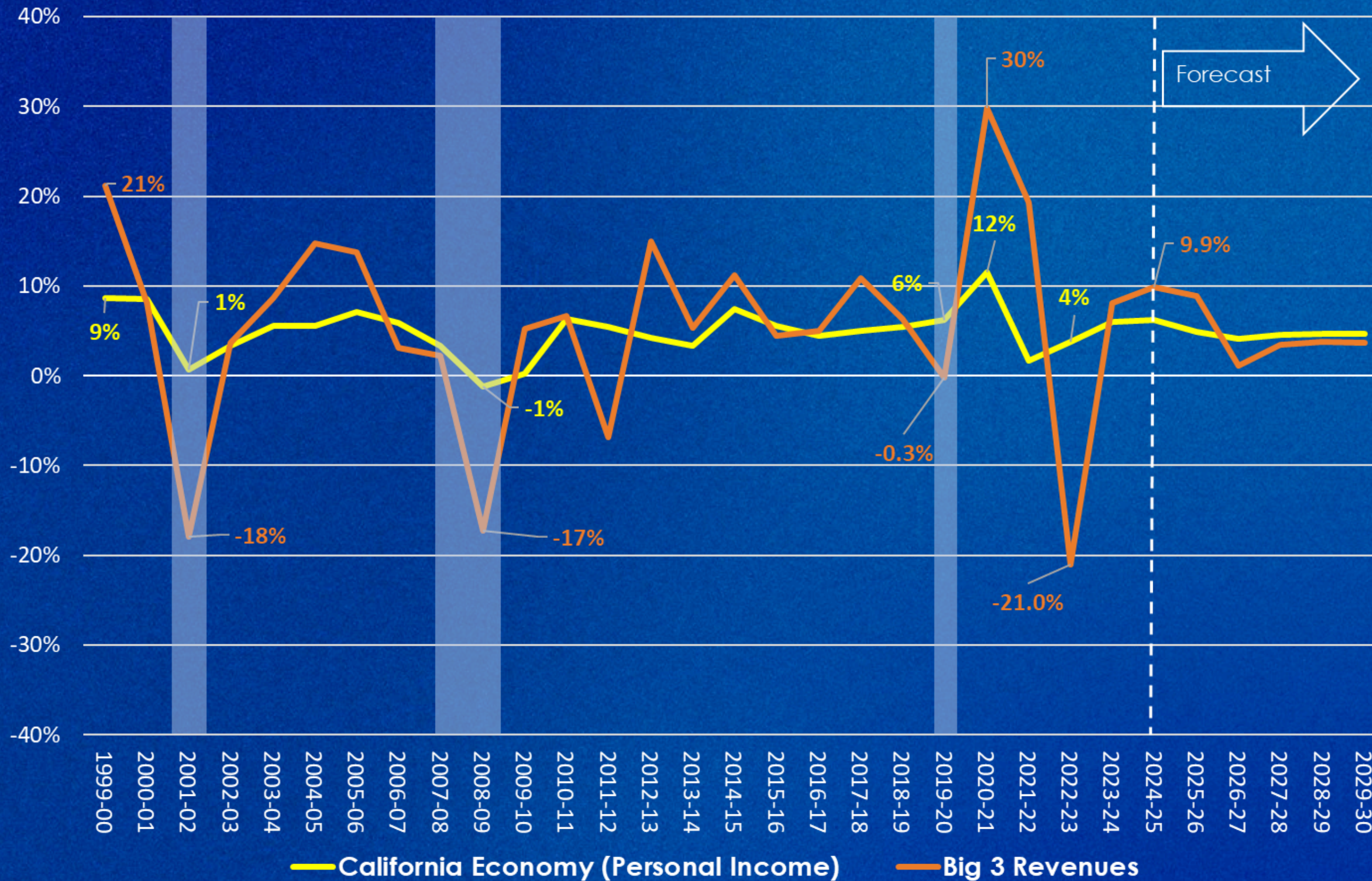
LAO'S UPDATED REVENUES

\$53.6 BILLION

MORE THAN IN NOVEMBER



REVENUE VOLATILITY



Projected Big 3 Revenues exclude impact from the credit limitation and net operating loss suspension and May Revision policy proposals.
 Source: California Department of Finance, 2026-27 May Revision Forecast.


TK-12 EDUCATION FUNDING

2026-27 MAY REVISION



2019

ALL FUNDS PER PUPIL



\$17,047

PER STUDENT

TODAY

ALL FUNDS PER PUPIL




\$28,282

PER STUDENT



66% INCREASE

2019
PROP 98



\$11,698
PER STUDENT

TODAY
PROP 98



\$21,013
PER STUDENT



79.6% INCREASE



**LARGEST SPECIAL EDUCATION
INVESTMENT IN STATE HISTORY**

\$2.4 BILLION MORE

43% INCREASE IN A SINGLE YEAR

JANUARY:
TRAINING & RETAINING GREAT TEACHERS

\$2.8 BILLION
BLOCK GRANT

✓ Professional development

✓ Literacy and math skills

✓ Recruitment and retention

✓ Expanding career pathways

MAY:
TRAINING & RETAINING GREAT TEACHERS

\$5 BILLION
BLOCK GRANT

✓ Professional development

✓ Literacy and math skills

✓ Recruitment and retention

✓ Expanding career pathways



14 WEEKS


PAID PREGNANCY LEAVE

FOR TK-12 & COMMUNITY COLLEGE EMPLOYEES

**SUPER COLA FOR TK-12 SCHOOLS
AND COMMUNITY COLLEGES**

4.31%

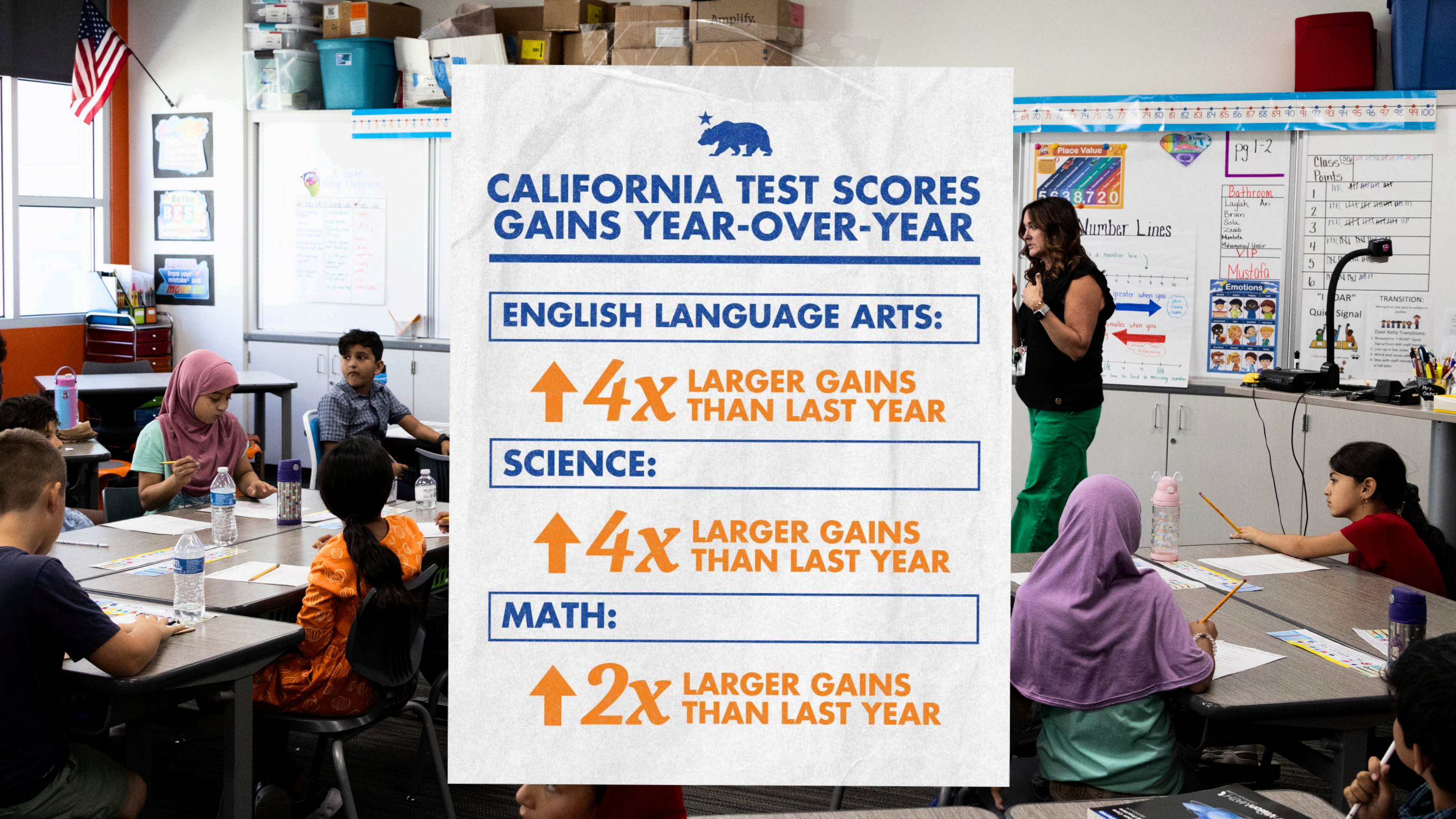
1.5X LARGER THAN LEGALLY REQUIRED





\$440 MILLION

LITERACY COACHES & SPECIALISTS



CALIFORNIA TEST SCORES GAINS YEAR-OVER-YEAR

ENGLISH LANGUAGE ARTS:

**↑ 4x LARGER GAINS
THAN LAST YEAR**

SCIENCE:

**↑ 4x LARGER GAINS
THAN LAST YEAR**

MATH:


**↑ 2x LARGER GAINS
THAN LAST YEAR**

HIGHER EDUCATION



UC/CSU COMPACTS

- ✓ More California residents
- ✓ Faster graduation
- ✓ Improving graduation rates
- ✓ Increasing affordability
- ✓ Supporting workforce preparedness



2019

UC INVESTMENTS

\$3.7 BILLION

TODAY

UC INVESTMENTS

\$5.4 BILLION



46% INCREASE

2019

CSU INVESTMENTS

\$4.1 BILLION

TODAY

CSU INVESTMENTS

\$6.1 BILLION



49% INCREASE



COMPACTS OUTCOMES

UC: **301,000+** | CSU: **471,000+**

RECORD ENROLLMENT IN 2025


40,000

**MORE STUDENTS GRADUATING
WITHOUT DEBT**

↑ 55%

INCREASED DUAL ENROLLMENT

**PAYING DOWN
LONG-TERM LIABILITIES**





PAYING LONG-TERM LIABILITIES
HISTORIC PAYMENTS INCREASED FUNDED STATUS

\$3.6 BILLION
BUDGET YEAR



PAYING LONG-TERM LIABILITIES
HISTORIC PAYMENTS INCREASED FUNDED STATUS

***\$13.1* BILLION**

NEXT 4 YEARS



PAYING LONG-TERM LIABILITIES
HISTORIC PAYMENTS INCREASED FUNDED STATUS

***\$15.4* BILLION**

PAST 7 YEARS



2019
PENSION LIABILITIES

CALPERS
70% FUNDED
\$393 BILLION



TODAY
PENSION LIABILITIES

CALPERS
75.3% FUNDED
\$563 BILLION

 **43% GROWTH**



2019
PENSION LIABILITIES

CALSTRS
67% FUNDED
\$248 BILLION



TODAY
PENSION LIABILITIES

CALSTRS
77.5% FUNDED
\$373 BILLION

 **50% GROWTH**



2018
BOND RATINGS

AA-
FITCH

Aa3
MOODY'S



TODAY
BOND RATINGS

AA
FITCH


Aa2
MOODY'S



RESPONSIBLE BUDGET
THAT SUPPORTS OUR MOST
VULNERABLE CALIFORNIANS

CALIFORNIA 2026-27 BUDGET

 **BALANCED**



CALIFORNIA 2027-28 BUDGET

 **BALANCED**



CALIFORNIA'S STRUCTURAL DEFICIT


NOW - JULY 2028



\$0


REVENUES

- ✓ **MCO revenue to support healthcare**
- ✓ **Making big corporations pay their fair share**
[capping unlimited corporate tax credits]
- ✓ **Digital software sales tax**
conforming with other states & NO STREAMING!



REDUCTIONS

- ✓ \$20 premium / UIS
- ✓ Reinstate Medi-Cal asset test
- ✓ Utilization management





**REDUCED STATE OPERATIONS
EXPENDITURES TOTALING
\$1.5 BILLION ONGOING**

A dark blue silhouette of the state of California is positioned on the left side of the image, extending from the top left towards the bottom center. The rest of the background is a solid, medium blue color.

EFFICIENT

EFFECTIVE

ENGAGED

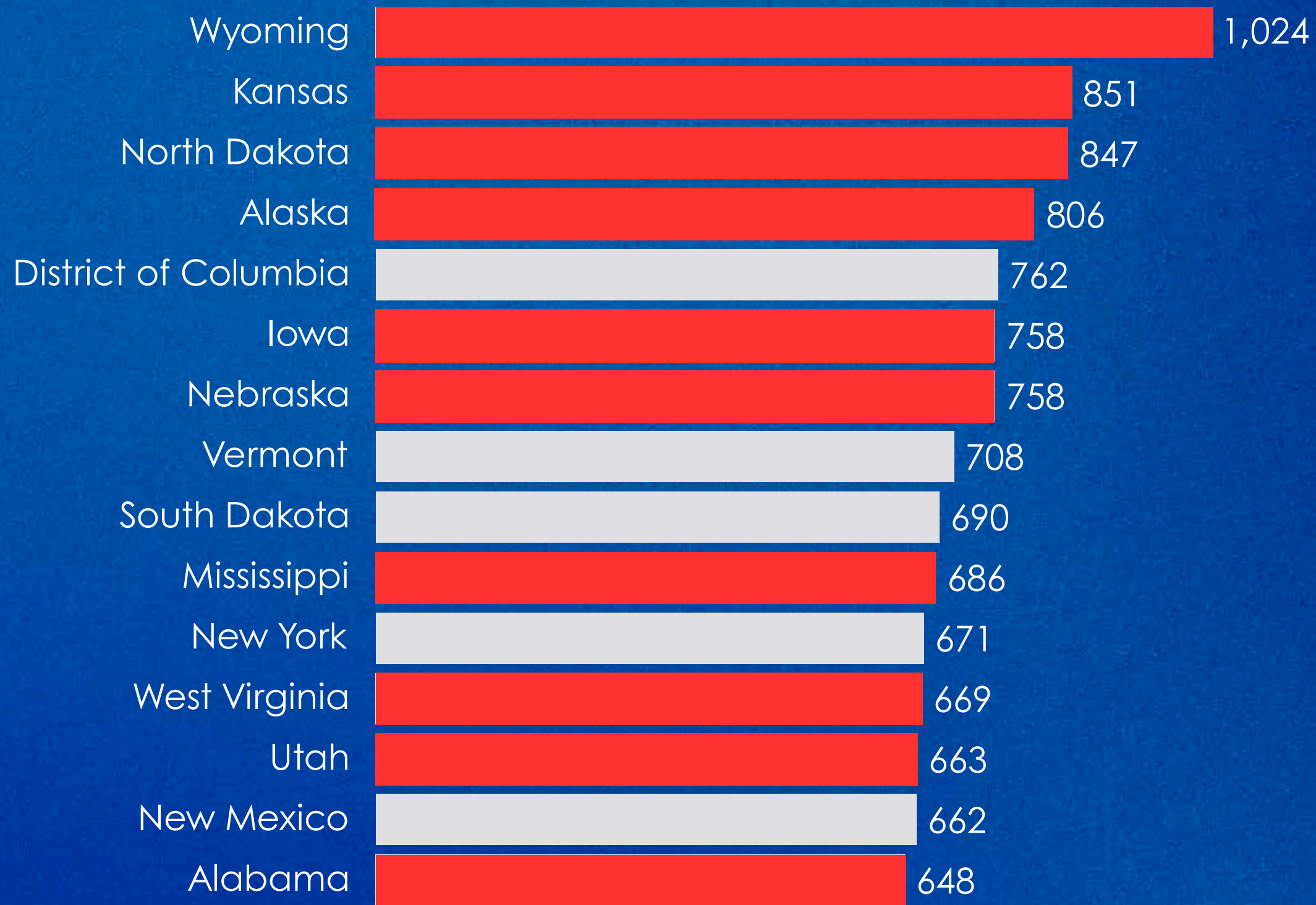
VACANT POSITIONS CUT

6,002 POSITIONS

\$487 MILLION ONGOING



MOST PUBLIC SECTOR EMPLOYEES PER 10,000 PEOPLE: 2024



Note: Figures are rounded

CALIFORNIA:
36th
LOWEST

SPENDING REDUCTIONS

ONGOING EFFORTS

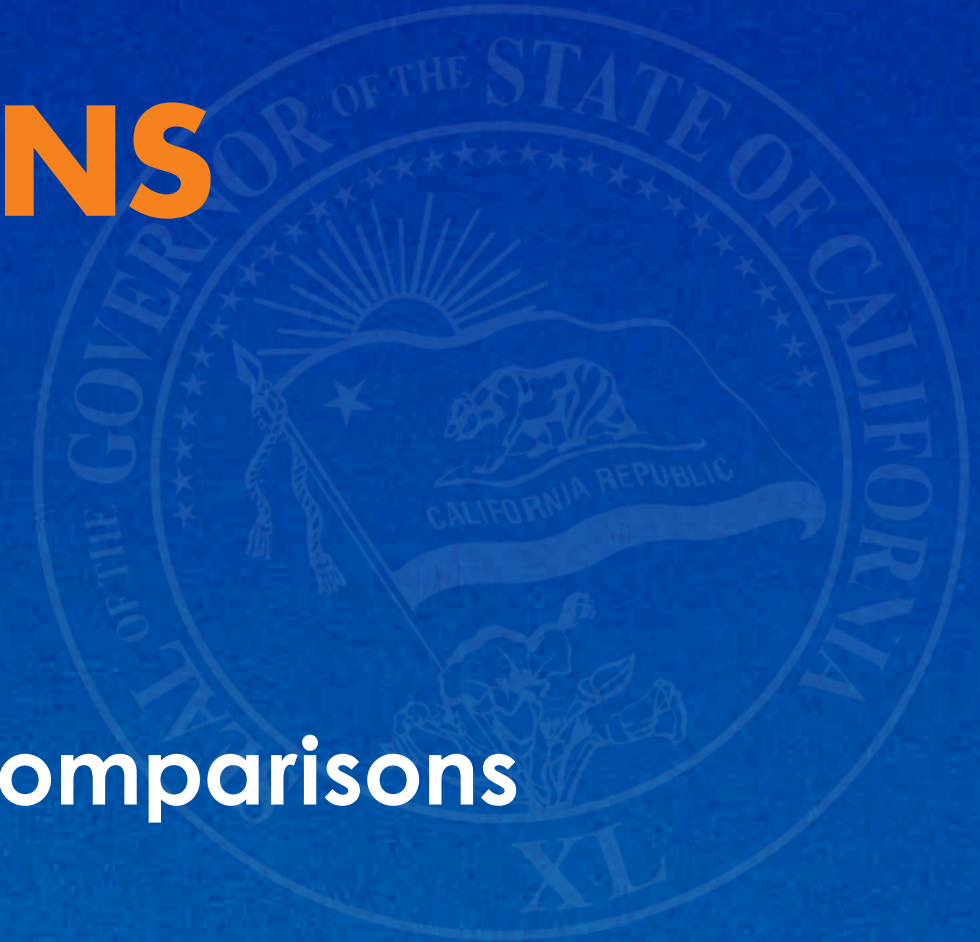
- ✓ **Civil service modernization**
- ✓ **State services digitized**
- ✓ **Travel, printing, and operations cut**
- ✓ **Worker-first AI tools deployed**
- ✓ **Procurement accelerated**



EFFICIENCIES & REDUCTIONS

NEW EFFORTS

- ✓ **Modernize DMV services & operations**
- ✓ **Streamline procurements and AI-powered price comparisons**
- ✓ **Expand state hiring reforms**
- ✓ **Expedite CEQA processing**
- ✓ **Enhance delivery of IT projects through streamlining state approval processes**
- ✓ **Modernize grant application process**



SPENDING REDUCTIONS PRISONS & HEALTH

\$850 MILLION

✓ Program improvements

✓ Consolidating contracts

✓ Cutting admin costs

✓ Improving pharmacy rebates

✓ Managed care oversight

RESULTS.CA.GOV

A dark blue silhouette of the state of California is positioned on the left side of the image. Inside the silhouette, there is a white silhouette of a bear walking to the right, with a small white star above its head.

INFRASTRUCTURE

The seal of the Governor of the State of California is faintly visible in the background on the right side. It features a sunburst, a grizzly bear, and the text "GOVERNOR OF THE STATE OF CALIFORNIA" and "REPUBLIC".


\$180 BILLION
INVESTMENT OVER 10 YEARS

200,000 JOBS


\$109+ BILLION
AT WORK TODAY



INFRASTRUCTURE
\$109+ BILLION
AT WORK TODAY



Roads, Bridges,
Public Transit



Clean Energy



Clean Air and
Nature Restoration



Schools



Broadband

BUILD.CA.GOV

LA RECOVERY

EVERY STATE-LEVEL ROADBLOCK ELIMINATED

- ✓ **Fast-tracked permitting**
- ✓ **Accelerated rebuilding**
- ✓ **Cut onerous regulations**
- ✓ **Suspended building codes**
- ✓ **Secured tenant protections**
- ✓ **Extended property tax deadline**
- ✓ **Provided relief for small businesses and workers**
- ✓ **Restricted price gouging on building materials**



CalAssist
ONE YEAR OF
MORTGAGE RELIEF
up to \$100k



What do LA fire victims really need from Trump? **Billions in federal aid**

Jan. 27, 2026

WILDFIRE REBUILDING FUND

\$100 MILLION INVESTMENT

- ✔ Unlocks financing
- ✔ Expands loan eligibility
- ✔ Lowers monthly mortgage costs
- ✔ Reduces borrowing costs

LOWERING COSTS TO BUILD HOUSING

MORE HOUSING. LESS RED TAPE. LOWER COSTS.

SLASHING IMPACT FEES

- ✓ Stop local impact fees on affordable housing projects
- ✓ Incentivize fee waivers and cost reductions
- ✓ Cut costs to build affordable housing by at least \$10,000
- ✓ Saves hundreds of millions annually

ADDRESSING HOMELESSNESS WITH MORE ACCOUNTABILITY

- ✓ Stronger accountability
- ✓ Pro-housing
- ✓ Local match

California:

9.5% DECREASE

**IN UNSHELTERED
HOMELESSNESS**



ACCOUNTABILITY.CA.GOV

**OUR
RESERVES
ARE UP**

30%

COMPARED TO 2019



\$29.9 BILLION

TOTAL RESERVES

\$9.74 BILLION

SURPLUS ACCOUNT





\$39.64 BILLION

TOTAL FUNDS SET ASIDE

CALIFORNIA'S STRUCTURAL DEFICIT

NOW - JULY 2028



\$0

